

2018 Bolivar Speedway Charger Rules

The Charger class is meant to be safe and fun entry level division. The Charger division is meant to have qualifying times of over 20 seconds. This is a stock production class designed as an entry-level division primarily for beginning racers. This class of cars has been developed to permit those desiring to try stock car racing to do so at an absolute minimum cost. **There will be a \$500.00 claim on motor or a \$2000.00 claim for entire car and motor (provisions made for safety items and seat).** This is an ABSOLUTE STOCK division, unless specifically listed below. The cars will race BOTH DIRECTIONS at track's discretion. The cars finishing in the top 4 positions in the Feature will weigh and go through tech nightly. Any 2007 or older SOHC or OHV 4 cylinder front wheel drive car (Except Ford Probe or Honda CRX) with a maximum wheelbases of 107" or less and a complete stock body, frame and suspension for that make of car is allowed. **No DOHC, Ecotec, or Vtec engines allowed.** No 4 wheel steer cars. All Race Teams must also have correct Chilton Manual for that exact make and model of car with them when entering Tech Area.

The guidelines and/or regulations set forth herein are designed to establish minimum acceptable requirements. No expressed or implied warranty of safety shall result from publication of, or compliance with these guidelines and/or regulations. And are in no way a guarantee against injury or death.

1. The track reserves the right to modify these rules as may be necessary to keep the class competitive for all participants.
2. The track cannot anticipate every situation, circumstances or interpretation of these rules. Therefore it reserves the right to INSPECT, TECH or TEAR DOWN any competing car at any time.
3. Additional weight may be added to any car at track's discretion to keep the class competitive.
4. Any parts found to be illegal by Bolivar Speedway rules will be confiscated by Tech Official and not Returned to team found to be illegal.
5. Anyone under the age of 18 (Driver or crew member) must have a **signed and notarized minor's parental waiver/release form(s)**. Both parents must sign. Questions, please call before showing up at track. *Proof of age is required.*
6. At no time is anyone allowed to ride in or on the car with any part of their body outside the car. This includes in the pit area or on the track. Disqualification from event can result.

A. Eligible Cars

1. Four cylinder front wheel drive cars are eligible with wheelbase between 92-107 inches. No all-wheel drive. No all-wheel steer. No V-Tech Engines. No Adjustable Timing Camshafts. No JDM engines. No DOHC Motors. *Cars must utilize engine available in the car/body style being used.*

B. Body

1. All exterior trim, including lights, body moldings, mirrors, etc. must be removed. Only stock body panels are to be used. Only stock bumpers may be used. Drivers and passenger door must be welded or bolted shut.
2. Cars must have stock frame, stock firewall, stock floor pan and stock trunk floor. All openings in firewall & floor pan must be covered. No reinforcing of body outside the drivers compartment. Hood must be secured with a minimum of two hood pins each. All glass must be removed from the vehicle. Front windshield must be replaced with lexan and 3 support bars 1/2" X .065 in front of the driver's seat. Rear window is optional and must be lexan.

2018 Bolivar Speedway Charger Rules

3. Side windows may go no further back than 12" from the corner of the A-Post and must go straight up at a 90 degree angle from the door.
4. **Spoilers on rear of car will NOT be allowed.**
5. All flammable interior trim is to be removed from passenger compartment & trunk. No removal of ANY interior sheet metal panels except in driver's door to make room for cage. Heating and air conditioning box may be removed
6. Steering column and pedals must remain stock. All air bag components must be removed.
7. After market tach & gauges may be installed.
8. Tow hooks or loops are required on front and rear, minimum 1/4" cable.
9. Same gauge metal must be used to cover or repair any holes or damaged body panels. Replacement metal must be stock appearing.
10. Side skirts allowed as ok'd by tech official.
11. **Kimmel Spoiler on roof will be an option for track. If speeds are too fast you could be required to put a Kimmel Spoiler on roof.** Will be provided by track.

C. Roll cage

1. A full four or six point Standard cage is required. Must consist of continuous hoops not less than 1 1/2-inch outside diameter and must have a wall thickness of at least .095-inch carbon steel round mechanical tubing.
2. **Must be welded to frame in at least 6 places or welded to 6 inch x 6 inch (6" x 6") upper sandwich plate 1/4" thick and connected to the bottom sandwich plate by four (4) 1/2 inch diameter grade 5 bolts.**
3. Must consist of configuration of front and rear hoops connected by tubing on sides or side hoops in a manner deemed acceptable by the inspector.
4. Driver's head must not protrude above cage with helmet on, while strapped in driver's seat. A minimum of 3 inches of clearance to nearest tubing.
5. Roll cage must have 3/16-inch inspection hole in non-critical area.
6. Minimum requirements for all roll cages are as follows:
 - A) 4 upright bars and 3 overhead bars.
 - B) Must have at least 3 curved horizontal bars at driver's door welded to front and rear cage members and must have a .062 minimum thickness steel door plate from front to rear welded to outside of driver's door bars. And 2 in passenger door connected by vertical tubing.
 - C) 1 horizontal bar in dash area connecting front uprights.
 - D) Roof support bar (see diagram #2).
 - E) Rear hoop brace (see diagram #3).
 - F) Tubing to protect driver's feet (see diagram #4).
 - G) Vent window brace on driver side (see diagram # 4).
7. Bends must not have any kinks.
8. Complete engine compartment and trunk compartment braces are recommended.
9. Shock/strut towers may be connected side-to-side.

D. Tires & Suspension

1. **Track tire rule in effect. Tire is under review and announcement will be made later.**
2. Tires will be offered in a 14" or 15" diameter. **There will be no stagger ordered for either 14" or 15" tires and none will be allowed.**
3. **No shaving or camber cutting of tires will be allowed.**
4. Any damaged tire must be replaced that night, not at a later date.

2018 Bolivar Speedway Charger Rules

4. It is the Car owner or Driver's responsibility to make sure that tires that are sold or swapped between teams or cars:
 - a) Tire #'s are recorded in tire book.
 - b) If tire is swapped to another car it must be removed from original purchaser bank and placed on new car's tire bank.
 - c) Any tire found on car that it is not registered to that car will be disqualified. NO EXCEPTIONS!
5. All tires must be purchased from the I-44 Speedway tire dealer.
6. Alteration of a tire(s) is not permitted and defined as changing the physical and/or chemical composition of the tire by cutting; grinding; buffing; warming; cooling or the use of chemicals whereby the tread area or the interior surfaces of the tire is changed from the manufacturer's specifications; alteration or defacing of tire identification numbers; labels; code numbers or serial numbers. Any violation of this nature causes the tire(s) to be deemed ineligible for competition.
7. A maximum of seven-inch width for wheels. Racing wheels are allowed (NOT required), but must maintain same size and offset as OEM. No rear wheel drive offset wheels will be allowed. No spacers will be allowed behind wheels.
8. Over-sized lug nuts recommended.
9. Three inch (3") or four inch (4") backspace is allowed as long as all 4 (four) corners are the same.
10. Steering and suspension shall remain stock for that car ONLY. OEM tolerances only on shocks, struts, and springs may be used. No heating or cutting of spring allowed. Spring Rubbers will be allowed (1 per wheel).
11. Maximum camber on front wheels is 1", measured at top of wheel. Maximum camber on rear is 1/2".
12. No adjustable struts or shocks allowed.
13. All four brakes must remain stock. ABSOLUTELY NO ABS OR TRACTION CONTROL. All ABS sensors must be disabled.
14. 5.5" minimum ground clearance, measured at the bottom of the rocker panel pinch weld. Vehicle must sit level within 1/2" +/- side to side.
15. No Bump-Stops or suspension travel limiting devices. No coil binding.
16. No toe is allowed in rear-end.

E. Engines & Transmission

1. Only four cylinder naturally aspirated engines will be allowed. No rotary engines. Only the complete stock engine for the *make and model* as delivered from the factory may be used.
2. No dual overhead cam, DOHC, V-tech or Ecotec engines allowed.
3. Stock intake manifold must be used with no modifications. Add 25 lbs. for cold air intake.
4. Stock exhaust manifold must be used with no modifications. No aftermarket Headers.
5. A complete exhaust must be in place completely under vehicle. No portion of exhaust may pass through interior and must exit under vehicle behind the driver. Removal or gutting of catalytic converter is allowed. Exhaust noise level is set at maximum 100 dB measured at 100 feet from car. **Minimum of last 24" inches of exhaust pipe must NOT be larger than 1 3/4" in diameter.**
6. No turbo's or superchargers allowed.
7. No locked or limited slip transaxles allowed. Stock clutch and flywheel only on manual transmissions.
8. Must use stock style starter. Battery may be relocated to an area behind driver in rear seat foot-well. If so it must be securely mounted and encased in a sealed box.
9. Transmission must remain stock and unmodified for that vehicle's production. Transmission must have working forward and reverse gears.
10. Engine must maintain 18" of vacuum at idle.
11. Over-flow container of at least 1 quart mounted under the hood.

2018 Bolivar Speedway Charger Rules

12. Cars that have fuel tank mounted in front of rear axle may use stock tank. If tank is not mounted in front of rear axle, a fuel cell or marine type tank must be used and securely mounted in the trunk area of the car. Trunk mounted tanks cannot be mounted within ten inches of the rear trunk panel and may not extend beyond the side frame rails. All fuel tank installations must be centered between the rear wheels. Cells required in wagons. No fuel lines permitted in driver's compartment.

13. Main Shut-Off switch for electric fuel pump, must be located at the base of the drivers "A" pillar and clearly labeled as such.

14. Gasoline only as fuel. Must meet track specifications.

15. A restrictor plate must be used. Plate will be provided by track, and size will be determined later.

F. Weight

54% left side weight maximum on all cars

1. 2400 pounds minimum weight without headers.

2. 2450 pounds minimum weight with headers

3. All weights and percentages include driver and all racing gear sitting in normal driving position. Ballast weight must be painted white, have the car's number on it and be mounted in the rear seat footwell using a sandwich plate mounting method. All cars must post weight minimum on upper left corner of windshield.

4. Additional weight may be added to any car at track's discretion to keep the class competitive.

G. Safety Items

1. Full containment, high backed steel or aluminum racing seat is mandatory, **subject to final track approval.**

2. Seats must be attached with a minimum of 6, 5/16 inch or larger bolts (minimum of grade 5) with fender washers; 4 on bottom and 2 in back.

3. All cars must be equipped with an approved quick release type seat belt and shoulder harness, securely fastened to frame and roll cage.

4. Minimum of 5 point harness. Seat belt and shoulder harness material should be at least 3 inches wide and **CANNOT be older than 5 years.** Minimum requirements consist of lap belt, shoulder harness and crotch strap. And should be routinely checked and maintained throughout the season. No sewing or altering allowed on seatbelt material. Seat belts must be attached to main structure with a minimum of 7/16-inch grad 8 bolts with double or self-locking nuts.

5. Drivers are required to wear a helmet (with the latest Snell Foundation label, rated for SA (Special Application) at all times while on the track. See general rules for additional information. Head & neck support/brace devices are highly recommended.

6. Drivers are required to wear fire retardant driving suit and fire resistant gloves at all times on track. Fire resistant socks and shoes are recommended.

7. An approved safety net with quick release is required. Must be tight when in place.

8. Master "ON/OFF" switch on battery cable must be located just inside driver side window, between ledge and roof, just behind driver for easy access.

9. Must be equipped with a fully charged fire extinguisher with working gauge and must be mounted in a quick release holder to be accessible by the driver. Onboard fire-out system is recommended.

H. Additional Rules

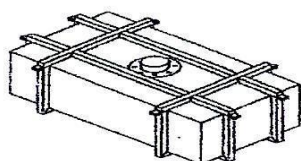
1. No 2-way communication allowed. This includes radios, cell phones, etc. Driver will be allowed a scanner to monitor track frequency. Scanner can only monitor track frequency and cannot use a spotter.

2. **RACEceiver will be used. You may purchase or rent from track.**

3. If in doubt about parts, equipment, or tech. ask before purchasing, using or doing.

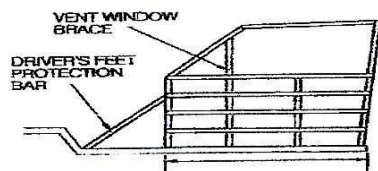
2018 Bolivar Speedway Charger Rules

DIAGRAM #1



1 INCH STEEL SQUARE TUBING
OR
2 INCH BY 1/8 INCH STEEL STRAP

DIAGRAM #3



THIS AREA TO BE .095 INCH WALL THICKNESS BY
1.66 INCH O.D. TUBING MINIMUM.

DIAGRAM #2

TOP VIEW
FRONT

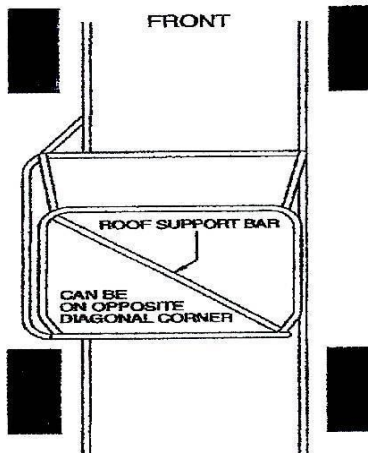
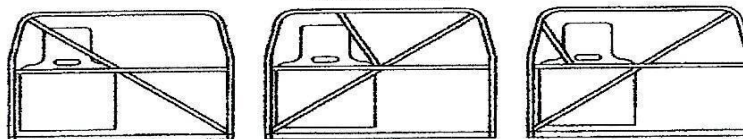


DIAGRAM #4
BACK VIEW



ADDITIONAL BRACING BEHIND DRIVER'S HEAD IN MAIN HOOP REQUIRED.
THESE DIAGRAMS ARE MEANT TO BE SUGGESTIONS ONLY.

PROPER DRIVER SIDE DOOR PLATE INSTALLATION

Diagram # 5
Preferred Method

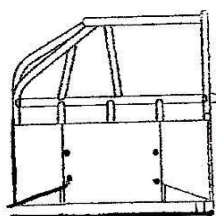
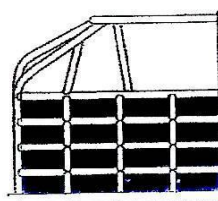


Diagram # 6



SEAT / SAFETY HARNESS

3-bar adjuster should be positioned as close possible to harness bar or snap-on/bolt-on bracket.
This applies to both lap and shoulder belt points. The final wrap as pictured in # 9 is mandatory. At
Least 4-inches of webbing material must extend out from the adjuster after this final wrap is completed.

Diagram # 7
Lap Belt Angle




Diagram # 8
Sub Strap Angle

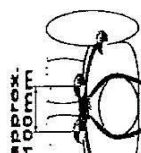


Diagram # 9
Proper Wrapping of
Shoulder Harness Belts

